



# Copper Extraction from the Discarded Printed Circuit Board by Leaching

Vijayaram R., Nesakumar D. and Chandramohan K.

Department of Chemical Engineering, Kongu Engineering College, Perundurai, 638052, INDIA

Available online at: [www.isca.in](http://www.isca.in)

Received 27<sup>th</sup> December 2012, revised 8<sup>th</sup> January 2013, accepted 20<sup>th</sup> January 2013

## Abstract

*This project deals with the experimental results of the leaching of Cu from Printed Circuit Boards (PCB) from obsolete electronic devices by means of leaching using different combinations of acidic mixtures followed by precipitation. Printed circuit boards were dismantled, cut into small pieces, and fed into a Ball mill. The powder obtained was leached by using the aqueous solutions  $H_2SO_4$ ,  $H_2SO_4+HCl$ ,  $HCl$ , and  $HCl+HNO_3$ . The lowest values for the percentage of metal extraction were obtained with  $H_2SO_4$  while the  $HCl+HNO_3$  mixture exhibited an extraction of Cu in a maximum percentage. Precipitates were obtained at different pH values by neutralizing the leach liquors using NaOH. The  $HCl+HNO_3$  leach system presented the highest recovery values from the powder feed as well as from the leach liquor. Cu extraction after 120 minutes obtained with the various leach systems, 3.0N HCl+1.0N  $HNO_3$  exhibited the highest percentage Cu extraction (92.7% Cu).*

**Keywords:** Copper, recycling, electronic scrap, extraction.

## Introduction

More than millions of electronic devices have been installed over the past two decades. As new and more efficient electronic devices come onto the market, significant numbers of old electronic devices are being scrapped. Likewise, the number of obsolete electronic devices has also been growing. Due to the lack of specialized companies working with the recycling of obsolete electronic devices, such equipment is commonly scrapped in inappropriate disposal areas, together with domestic garbage, with no specialized recycling processes<sup>1</sup>.

Printed circuit boards used in electronic devices are composed of different materials, such as polymers, ceramics, and metals, which render the process of scrappers even more difficult. The presence of metals, such as tin and copper, encourages recycling studies from an economic point of view. The average percentage availability of metal in PCB is shown in table-1. However, the presence of heavy metals turns this scrap into dangerous residues. This, in turn, demonstrates the need for solutions to this type of residue so as to dispose of it in a proper manner without harming the environment. The recycling of printed circuit boards from obsolete electronic devices is, at present, a fairly new activity, although opportunities are available for expansion in this area. For instance, gold, silver, tin, and copper, among other metals, can be recovered by means of the hydrometallurgical treatment of printed circuit boards<sup>2</sup>. The E-waste can be treated by thermal and non-thermal methods. The Non-thermal method of treatments uses leaching as one of the main stages. Leaching is the process of extracting a soluble constituent from a solid by means of a solvent. In extractive metallurgy, it is the process of dissolving minerals from an ore or a concentrate, or dissolving constituents from metallurgical products.

Lead, tin, and Copper were successfully recovered from alloy wire electronic scrap through acid/alkali leaching and an NaOH

solution was added to the leach liquor for metals precipitation. Some researchers have also been working on the recycling of electronic scrap<sup>3</sup>.

**Recycling:** The Recycling process can be done by two methods.

**Thermal Processing:** In Thermal processing the printed circuit boards can be recycled by applying enormous amount of heat. In this process technique three stages are involved. They are as follows: i. Pyrolysis, ii. Hydration, iii. Metallurgy.

**Non-Thermal Processing:** This is another way of recycling the printed circuit boards. This method is simple and easy to handle the feed materials. This process includes i. Dismantling or Disassembly, ii. Grinding or Crushing, iii. Separation and Chemical Treatment.

**Table-1**  
**Composition of PCB**

Metals	% Availability
Copper	17-19
Aluminium	7-8
Zinc	0.1
Tin	3.25
Nickel	0.05
Iron	2.9
Lead	4.0

## Material and Methods

In this Project we have handled the non-thermal processing technique as shown in figure 1. The Printed Circuit Board was crushed in a ball mill and sieved to separate according to size of 0.2mm. The undersized particle was separated which is feed to the Leaching mixture. The powdered PCB was dissolved in a leaching mixture of acids in different combination. Copper

present in the PCB are allowed to dissolve in the acidic solutions. The amount of metals dissolved in the solution can be determined by using the AAS or by the volumetric analysis method. The concentrations of Cu in inorganic acids used in these tests are determined by volumetric analysis using sodium thiosulphate. The use of high concentrations of acids was allowed to control the experimental costs. About 10gms of PCB powder was allowed to react with the 100ml of the leach solution of different concentration.

The experiments were carried out at  $60 \pm 2^\circ\text{C}$ . Samples of the leach liquor were collected at intervals of 10, 30, 60, and 120 minutes during the experiment.

Leach liquor samples were collected, filtered and sent for chemical analysis to determine copper concentration in aqueous solution.

### Results and Discussion

Table 2 shows the percentage of copper extracted from different leaching agents. The objective of the experiment is to determine the leaching ability of the inorganic acids at low concentration. Since the concentration of the acid is low, we can use the commercial grade as quite efficiently. Figure 2 shows the graphical representation of percentage metal extracted versus reaction time.

Table-2

Percentage of Cu obtained from leached acidic solution after 120 min

S.No	Leaching Mixture	% Cu
1.	2.18 N H <sub>2</sub> SO <sub>4</sub> + 3 N HCl	8.5
2.	3 N HCl + 1 N HNO <sub>3</sub>	92.7
3.	3N HCl	23.8
4.	2 N HCl + 2 N HNO <sub>3</sub>	75.85
5.	3 N HCl + 2N HNO <sub>3</sub>	46.71
6.	3 N HNO <sub>3</sub>	86.95
7.	2.5 N HCl + 2.5 N HNO <sub>3</sub>	52.42

It was found that the leach liquor of concentrations 3.0N HNO<sub>3</sub> and 3.0N HCl + 1.0N HNO<sub>3</sub> leach systems were the most efficient to recover Copper (86.9% and 92.7%) simultaneously.

Copper content in the powder generated by the processing of PCBs from obsolete electronic devices is 17.8% Cu. Thus the leach can be considered to be highly significant when compared to the content found in primary mineral sources.

The percentage copper extracted in the 2.18N H<sub>2</sub>SO<sub>4</sub> +3 N HCl (8.5%) leach system showed the lowest results among the leach systems under study, while the 3.0N HCl + 1.0N HNO<sub>3</sub> (92.7%) system presented the highest results for copper extraction (using one stage leaching).

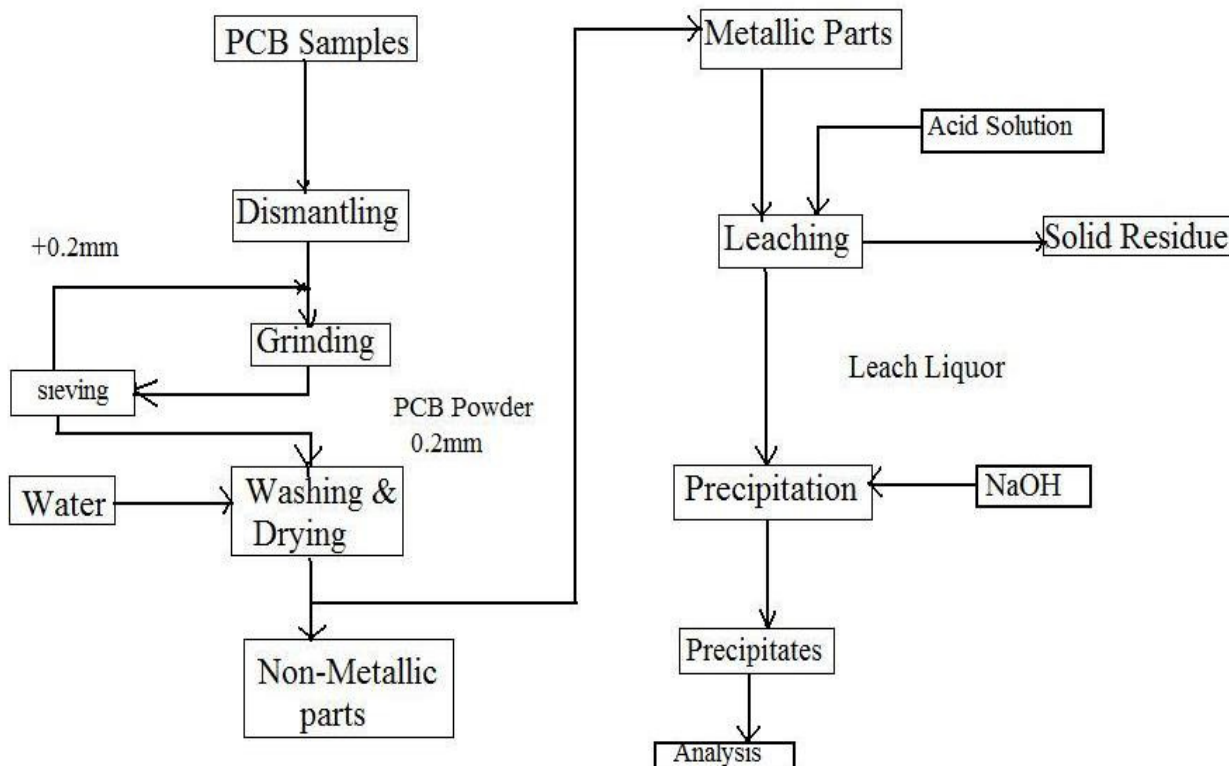


Figure-1  
 The block diagram of the process used in this work

The precipitates obtained through the neutralization of the leach liquor from the 2.18N H<sub>2</sub>SO<sub>4</sub> +3 N HCl systems exhibited the lowest results for copper recovery from the powder feed and from the leach liquor. The 3.0N HCl + 2.0N HNO<sub>3</sub> system presented the highest values for copper recovery.

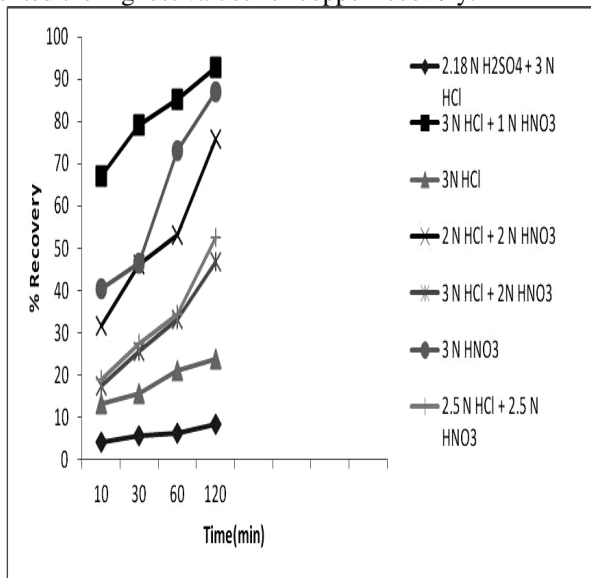





Figure-2  
 Cu recovery vs. Rxn Time



(a) H<sub>2</sub>SO<sub>4</sub> solution



(b) HNO<sub>3</sub> solution



(c) HCl solution  
 Figure-3

SEM images of recovered copper revealing the dendritic morphology from

Concerning the morphology of the recovered copper, SEM images revealed dendritic growth of the deposits obtained from all three individual acid leaching solutions figures 3 a, b, c. Specifically, in the case of the copper obtained from the sulphuric acid solution the recovered metal presented Fine dendritic structure with branches of about 80-100µm (figure 4a). On the other hand, copper deposited from nitric or hydrochloric acid solutions demonstrated a more compact structure although a dendritic structure was conserved<sup>4</sup>.

### Conclusion

E-waste is an emerging issue, driven by the rapidly increasing quantities of complex end-of-life electronic equipment. The global level of production, consumption and recycling induces large flows of both toxic and valuable substances. Although awareness and readiness for implementing and Improvement is increasing rapidly, there are many obstacles to manage end-of-life products safely and effectively in industrializing countries<sup>5</sup>.

Support securing economic efficiency and sustainability of e-waste management systems by optimizing the value added and improve the effectiveness of collection and recycling systems.

### References

1. Kui Huang, Jie Guo and Zhenming Xu, Recycling of waste printed circuit board: A review of current technologies and treatment status in china, *J. of hazardous management/J. Jhazmat*, (2008)
2. Masavetas, Nikola O.U, Spanou, Pavlatou E.A., Production Of Copper Powder From Printed Circuit Boards By Electrodeposition, *Global Nest*, 11(2) (2009)

3. Agarwal Perween, Shubhajit Pramanik and Sahu K.K., Recovery of copper from pcb leach solution by solvent extraction, *Conf. Proceedings national metallurgical laboratory, csir, jamshedpur - 831007, india* (2008)
4. Kazuya Koyama, Mikiya Tanaka and Jae-chun Lee, Copper Leaching Behavior from Waste Printed Circuit Board in Ammoniacal Alkaline Solution, *Materials Transactions*, **47(7)** 1788 to 179 (2006)
5. Gramatyka P., Nowosielski R. and Sakiewicz P., Recycling of waste electrical and electronic equipment, – *JAMME* **20(1-2)** (2007)
6. Zong Gao, Jianchi Li, C. Zhang, Printed circuit board Recycling:A State of Art survey, Dept of Industrial Engineering, Texas USA. *IEEE* (2002)
7. Md Fazlul Bari, Mst. Noorzahan Begum, Shamsul Baharin Jamaludin, Kamarudin, Selective leaching for the recovery of copper from pcb, Hussin School of Materials Engineering, University Malaysia Perlis, 02600 Arau, Malaysia (2012)
8. Chatterjee and Krishna Kumar, Effective electronic waste management and recycling process involving formal and non-formal sectors, *Intl J. of Physical Sciences*, **4(13)**, 893-905 (2009)
9. Hugo Marcelo Veit et.al, Recovery of copper from printed circuit boards scraps by mechanical processing and electrometallurgy, *LACOR, PPGEM*, Universidade Federal do Rio Grande do Sul, Campus do Vale (2004)
10. Havlik T., Orac D., Petranikova and Miskufova A., Hydrometallurgical treatment of used printed circuit board after thermal treatment, *Elsevier-waste management-j.wasman*, (2011)