



Distributions of Cr, Zn and Pb in Soil along the Bank of River Kaduna, Nigeria

Abdullahi M.A., Mohammed S.S. and Mshelia M.S.

Department of Applied Science, College of Science and Technology, Kaduna Polytechnic, Kaduna, NIGERIA

Available online at: www.isca.in

Received 21st May 2013, revised 1st June 2013, accepted 13th July 2013

Abstract

In this work X-ray Fluorescence techniques was used to determine the distribution of Cr, Zn and Pb in soil along the Bank of River Kaduna Nigeria. The mean concentrations of Cr, Zn and Pb are 160.0 ± 8.8 and 31.4 ± 5.6 mg/kg respectively. The concentration of Cr is in the range of 107.0 ± 7 to 265.0 ± 130 mg/kg for Zn, the range is between 50.0 ± 6 to 103.0 ± 7.0 mg/kg while Pb is in the range of 19.0 ± 4.0 to 40.0 ± 5.0 mg/kg. The mean values obtained in this work compared favorably with other published works and are higher than the world average values of 100, 50 and 10 mg/kg for Cr, Zn and Pb respectively. However, the concentrations of Cr, Zn and Pb from this work are below the tolerable limit.

Keywords: Soil, river, X-Ray fluorescence, concentration, Cr, Zn and Pb.

Introduction

In many developing countries like Nigeria soils are affected by mine waste disposal, acid deposition, sewage, sludge and other anthropogenic activities. Radioactive materials can enter water in several ways by being deposited in surface water from the air, by entering ground water or surface water from the ground through erosion, seepage, or human activities such as mining, farming, storm water and industrial activities and by dissolving from underground mineral deposits as water flows through them¹. The environment contains in abundance of man made and natural radionuclide as well as polluting heavy metals. Their accumulation and the inevitable impact on human health is a matter of serious international concern. There are several ways in which humans can come into contact with this radionuclide: inhalation from the passing cloud external exposure in contaminated soil surface and ingestion due to food chain transfer of radionuclide. The types of diseases that can occur include leukemia, thyroid, bone, breast, lung and others. As at 1988, there were 237 confirmed cases of illness resulting from this incident as well as 31 fatalities in the Soviet Union². Similarly, in Nigeria over 400 children died of lead poisoning in Zamfara State due to artisanal mining activities³.

Many heavy metals and radionuclide's (radioactive contaminates) occur naturally in the earth's soil. While trace amounts of heavy metals are not harmful to humans some even being necessary in our diet, accumulation over time can cause serious illness⁴⁻⁶. Heavy metals can have toxic effects on humans when they contaminate the soil or the ground water pollutant⁷⁻⁹.

Moreover, many metal ions play dual roles in the human physiology; some are essential for life while most of them are toxic at deviated concentrations¹⁰.

Ions such as sodium, potassium, magnesium and calcium are essential to sustain life. Additional metals such as manganese, iron, cobalt, copper, Zinc, chromium, vanadium, selenium and molybdenum are also essential for optimal growth, development and reproduction. These metals function mostly as catalysts for enzymes activity in human bodies but become toxic when their concentration becomes excessive. In addition to the mercury, lead, cadmium, silver aluminum, arsenic and barium¹¹, Epidemiological studies in recent years have indicated a strong association between the occurrence of several diseases in humans, particularly cardiovascular disease, kidney related disorders, neurocognitive effects and various forms of cancer and the presence of toxic trace metals¹²⁻¹⁴.

In this research, the concentrations of Cr, Zn and Pb in soil samples obtained from five selected locations along the bank of river Kaduna Nigeria were determined using energy Dispersive X-Ray Fluorescence (EDXRF) Spectrometer model minipal 4.

Material and Methods

Five (5) soil samples were collected at five (5) different locations along the bank of river Kaduna, Nigeria namely; Gamji Recreational Area (GRA), Kabala Costain (KC), Nasarawa (NS), Unguwan Rimi (UR) and Zango (Zg) as shown in figure -1, at 10cm depth using a mechanical digger. The 10cm depth was carefully chosen as the appropriate depth to obtain the samples in line with the facts established that these pollutants are highly absorbed to clayed materials and organic matters in the study areas¹⁵.

The five (5) soil samples collected from the sampling locations were pretreated by oven drying them at a regulated temperature of 50^oc for 48 hours. After drying, a series of mesh size 35µm was used to remove large undesirable particle sizes¹⁵.

The dry test samples were analyzed using the energy dispersive X-ray fluorescence (EDXRF) minipal (4) model to determine the concentration of the metals (pollution in the soil samples).

Results and Discussion

Soils from the various sampling locations along the bank of River Kaduna in Kaduna Metropolis were analyzed using energy dispersive X-ray fluorescence (EDXRF) method. It was found out that the concentrations of the elements varied from one location to another. Inferential statistics was used to compare the concentration of Cr, Zn and Pb across Gamji Recreational Area (GRA) Kabala costain (KC), Nasarawa (NS), UngwanRimi (UR) and Zango (ZG) sampling locations of Kaduna metropolis. The one way ANOVA at the 5% level of significance was equally applied for the analysis. The percentage weight of Cr, Zn and Pb given in table=1 While table – 2 shows the concentration in ppm (mg/kg).

Chromium (Cr): From the result of the analysis the mean concentration of Cr is 160.0 ± 8.8 mg/kg in range between 107.0 ± 7.0 to 265.0 ± 13.0 mg/kg with the highest value of 265.0 ± 13.0 mg/kg in GRA, and it follows the order $GRA > NS > KC > UR > ZG$ (figure -2). Soil sample obtained from

GRA had the highest enrichment of Cr when compared to all other sites. This value is comparable to those reported for world soils⁹. Similarly, the average value, reported for contaminated soils from Southwest Polland¹⁶ with respect to some heavy metals for all twenty four sample locations were higher than the values obtained in this study. The higher value of Cr in GRA as compared to the sampling locations could be attributed to the higher impact of anthropogenic sources of pollution in the area¹⁷.

Zinc (Zn): The mean concentration of Zn is 68.8 ± 6.6 mg/kg between the range of 50.0 ± 6.0 to 103.0 ± 7.0 mg/kg with highest value of 103.0 ± 7.0 mg/kg obtained in the soil from KC sampling location than the other sampling sites. This is followed by UR GRA, NS and ZG respectively as in figure-3. The higher Zn value in KC could be attributed to higher anthropogenic activities in the area as compared to the other locations^{17,18}.

Lead (Pb): The result from table- 2 showed that the mean concentration of Pb is 31.4 ± 5.6 mg/kg in range between 19.0 ± 4.0 to 40.0 ± 5.0 mg/kg with highest values of 40.0 ± 5.0 and 40.0 ± 8.0 mg/kg obtained from GRA and KC respectively. This is shown in figure -4.

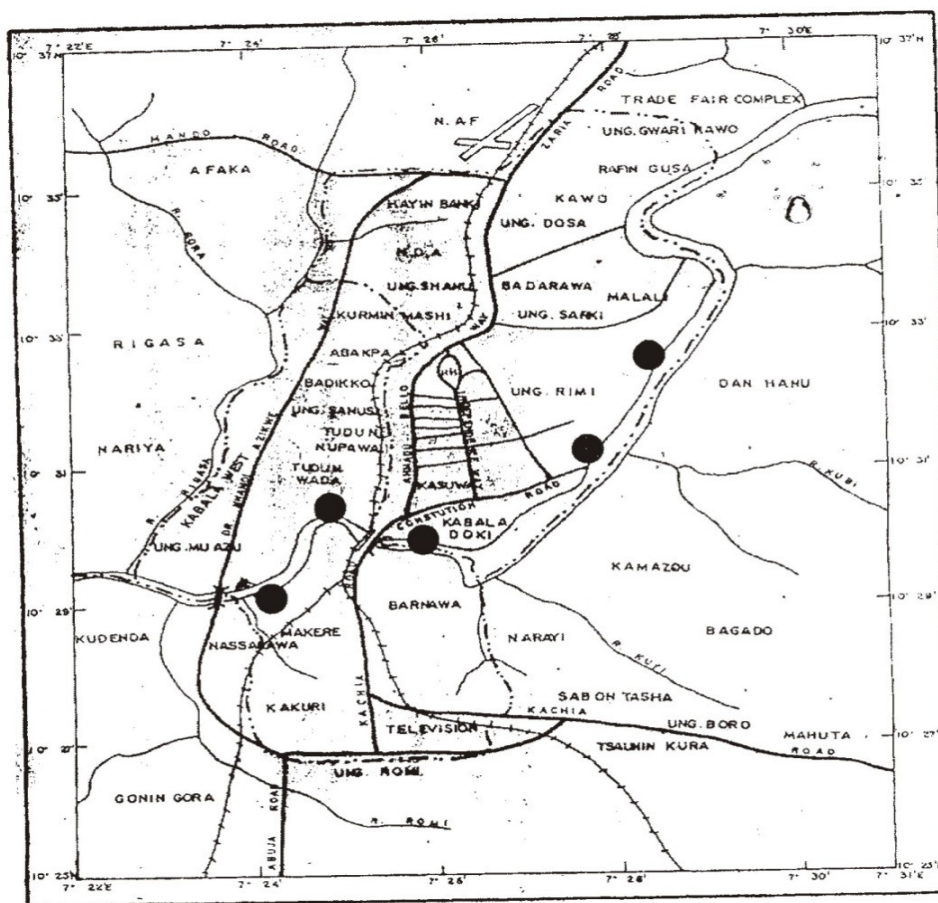


Figure-1
Map of kaduna metropolis showing the sampling locations

The higher amount of Pb in GRA and KC as compared to other locations could be attributed to the presence of heavy traffic, agricultural and other anthropogenic practice around these area^{7,9,20,21}.

In the sampling locations Cr was found out to have the highest percentage followed by Zn and Pb as shown in figure- 5.

The ANOVA (P = 0.923 > 0.05) indicated that there is no significant difference in the metals across the five locations. In other words all the locations have similar pattern of metal concentrations.

Similarly, the ANOVA (0.000 > 0.05) showed that there is a significant difference in the relative abundance of the various metals. In other words some metals are more abundant than other in all the locations.

Conclusion

The concentration of Cr, Zn and Pb in soil along the bank of river Kaduna, Nigeria were investigated and the results showed that Cr has a mean concentration of 160 ± 8.8 mg/kg in range between 107 ± 7.0 to 265.0 ± 13.0 mg/kg, Zn has a mean value of 68.8 ± 6.6 mg/kg in range between 50 ± 6.0 to 130 ± 7.0 mg/kg while Pb has a mean value of 31.4 ± 5.6 mg/kg in range of 19.0 ± 4.0 to 40.0 ± 5.0 mg/kg. The result obtained in this work compared well with other published works. The mean values of these metals from this study showed higher values than the world average values of 100, 50 and 10 mg/kg for Cr, Zn and Pb respectively in all the sampling locations the concentration of Cr, Zn and Pb were below the tolerable limit.

Table-1
Percentage weight of Cr, Zn and Pb

S/no	Location	Percentage weight					
		Cr		Zn		Pb	
		% weight	StdErr	% weight	StdErr	% weight	StdErr
1	CRA	0.0142	0.0008	0.0103	0.0007	0.004	0.0005
2	KC	0.0265	0.0013	0.0063	0.0009	0.004	0.0008
3	NS	0.0168	0.0008	0.0058	0.0005	0.0019	0.0004
4	UR	0.0118	0.0008	0.007	0.0006	0.0032	0.0005
5	Zg	0.0107	0.007	0.0050	0.0006	0.0026	0.0004

Table-2
Concentrations of Cr, Zn and Pb in PPM (mg/kg)

S/No	Location	Concentrations in mg/kg.		
		Cr	Zn	Pb
1	GRA	142.0 ± 7.0	103.0 ± 7.0	40.0 ± 5.0
2	KC	265.0 ± 13.0	63.0 ± 9.0	40.0 ± 8.0
3	NS	168.0 ± 8.0	58.0 ± 5.0	19.0 ± 4.0
4	UR	118.0 ± 8.0	70.0 ± 6.0	32.0 ± 5.0
5	Zg	107.0 ± 7.0	50.0 ± 6.0	26.0 ± 4.0
	Mean	160.0 ± 8.8	68.8 ± 6.6	31.4 ± 5.6

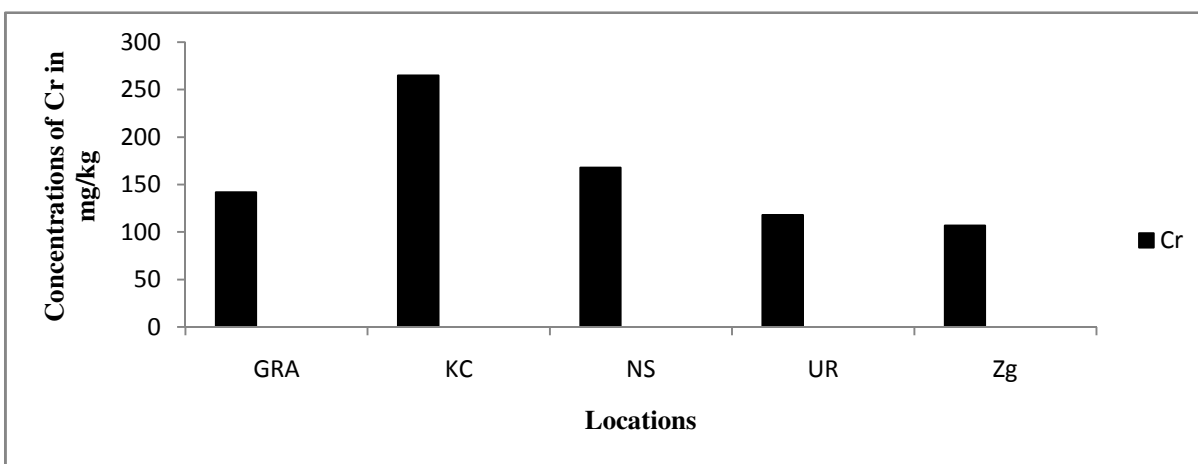


Figure-2
Plot of Concentration of Cr in mg/kg by Location

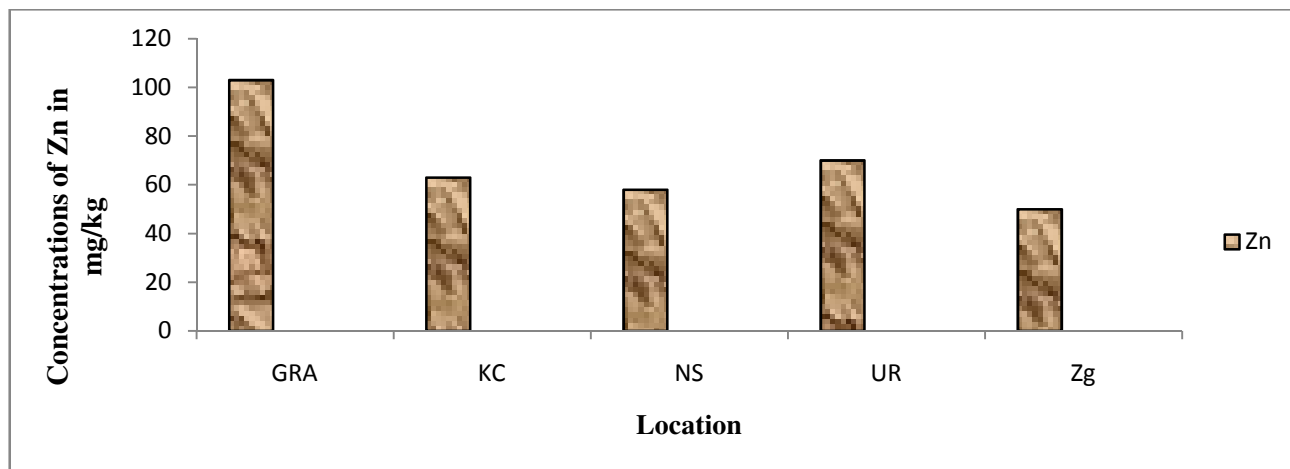


Figure-3
Plot of Concentration of Zn in mg/kg by Location

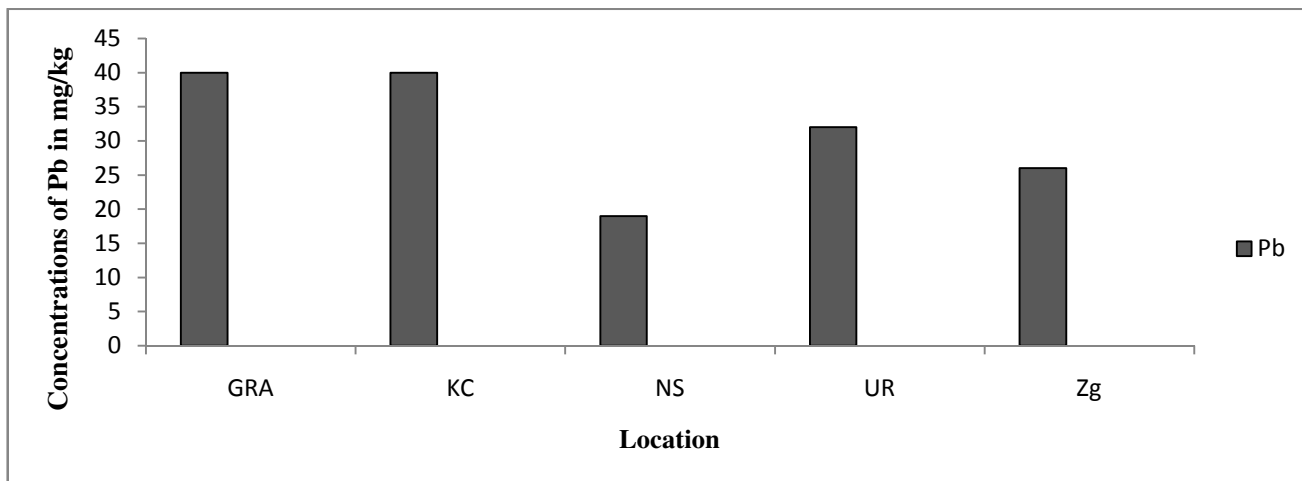


Figure-4
Plot of Concentration of Pb in mg/kg by Location

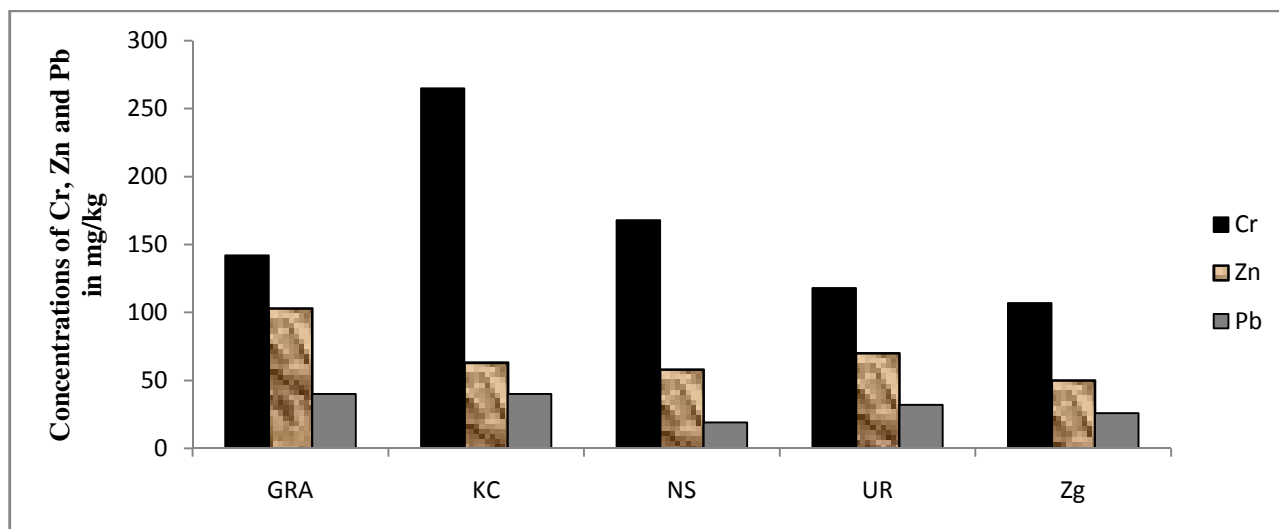


Figure-5
Plot of Concentrations of Cr, Zn and Pb in mg/kg by Locations

References

1. Beck H., Exposure Rate conversion factors for Radionuclides Deposited on the ground, EML-3778 Environmental measurement Laboratory, New York) (1980)
2. Anspaugh L.R., Catlin R.J. and Goldman M., The global impact of the Chernobyl reactor accident science, **242**, 1513-1519 (1988)
3. Weekly Trust Newspaper, Nigeria Saturday 3rd December, (2011)
4. Kashem M.A. and Singh B.R., heavy metal contamination of soil in vegetation in the vicinity of industries in Bangladesh, *Water, Air and Soil pollution*, **115**, 347-361 (1998)
5. Murhekar G.H., Trace metals contamination of surface water samples in and Around Akot City in Maharashtra India, *Res J. Recent Sci.*, **1(7)**, 5-9 (2012)
6. Kashem M.A. and Singh B.R., Solid phase speciation of Cd., Ni and Zn in some contaminated and non-contaminated tropical soils In: Iskandar IK and Krikham MB (Ed) trace elements in soil bioavailability, Flux and transfer levels, publishers, CRS press, Boca Raton, FL 213 - 227 (2001)
7. Ayodele J.T. and Mohammed S.S. Zinc speciation in Maize and soils, *Res. J. Chem. Sci.*, **1(4)**, 98-108 (2011)
8. He Q.B. and Singh B.R., Plant availability of cadmium in soils I. Extractable cadmium in newly and long-term cultivated soils, *Acta Agric Scand Sect. B soil plant Sci.*, **43**, 134-141 (1993)
9. Kabala C. and Singh B.R., Fractional and Mobility of Copper lead and zinc in soil profiles in the vicinity of a copper smelters, *J. Environ Qual*, **30**, 485-492 (2001)
10. Mohammed S.S. and Mohammed M.B., Analysis of dumpsite soil pH in selected dumpsite of Kaduna metropolis, Nigeria, *I. Res. J. Environment*, **1(3)**, 55-57 (2012)
11. Chiroma T.M., Ebebele R.O. and Hymore F.K., Levels of heavy metals (Cu, Zn, Pb, Fe, and Cr) in Bushgreen and Roselle irrigated with treated and untreated urban sewage water, *I. Res. J. Environment Sci.*, **1(4)**, 50-55 (2012)
12. Sharma R.K., Agrawal M. and Marshall F., Heavy metal Contamination of soil and vegetable in suburban areas of Varanasi, India, *Ecotoxicol. Environ. Safety*, **66**, 258-266 (2000)
13. Udom B.E., Mbagwu J.S.C. Adosodium J.K. and Agbim N.N., Distribution Zinc, copper cadmium and lead in a tropical ultisols after long-term disposal of sewage sludge, *Environ. Internat.*, **30**, 467-470 (2004)
14. Nwajeri G.E., Okwagi P., Nwajeri R. I and Obi-Iyeke G.E., Analytical Assessment of Trace Elements in Soils, Tomato Leaves and Fruit in the Vicinity of Paint industry, Nigeria, *Res. J. Recent Sci.*, **1(4)**, 22-26 (2012)
15. Kabata-Pendias A., Behavioral properties of trace metals in soils. *Applied Geochemistry* **2,3** (1993)
16. Chlopecka A., Bacon J.R., Wilson M.J. and Kay J., Forms of cadmium lead and zinc in soils from southwest Poland, *Sci Total Environ. Qual.*, **25**, 69-79 (1996)
17. Yusuf K.A., Sequential Extraction of lead, copper cadmium and zinc in soils near Ojota wastesite, *Journal of agronomy*, **6(2)**, 331-337 (2007)
18. Mohammed M.B, Mohammed S.S. and Adewumi A.A.J., Assessment of Zn bioavailability in Dumpsite of Kaduna Metropolis, *Res. J. Rescent Sci.*, **1(12)**, 21-24 (2012)
19. Mohammed S.S., Mohammed M.B. and Musa N., The uptake of lead by maize Grown on selected agricultural areas of Kaduna Metropolis Nigeria, *Res. J. Chem. Sci.*, **2(12)**, 65-68 (2012)
20. Khairah J.H., Habibah I., Anizan A., Maimon and B.S. Ismail, Content of heavy metals in soil collected from selected paddy cultivation areas in Kaddah and Perlis, Malaysia, *J. Appl. Sci. Res.*, **5(12)**, 2179-2188 (2009)
21. Chaman A.S., Mondol M.N., Faiz B., Rahman M.H. and Elahi S.F., Speciation analysis of nickel in the soil of tejjgaon industrial area of Bangladesh, *Bangladesh J. Sci. Ind. Res.*, **44(1)**, 87-108 (2009)